

QUARTERLY PHYSICAL REPORT OF OPERATION
As of December 31, 2024


Department : State Universities and Colleges (SUCs)
 Agency/Entity : Tarlac State University
 Operating Unit : < not applicable >
 Organization Code (UACS) : 08 037 0000000

Particulars	UACS CODE	Physical Target (Budget Year)					Physical Accomplishment (Budget Year)					Variance as of December 31, 2024	Remarks
		1st Quarter	2nd Quarter	3rd Quarter	4th Quarter	Total	1st Quarter	2nd Quarter	3rd Quarter	4th Quarter	Total		
1	2	3	4	5	6	7	8	9	10	11	12	13	14
HIGHER EDUCATION PROGRAM	310100000000000												
OO: Relevant and quality tertiary education ensured to achieve inclusive growth and access of poor but deserving students to quality tertiary education increased													
Outcome Indicator(s)													
1. Percentage of first-time licensure exam takers that pass the licensure exams		11.19% (134/1 197)	15.04% (180/1 197)	10.03% (120/1 197)	29.99% (359/1 197)	66.25% (793/1 197)	83.70% (154/184)	79.76% (788/988)	86.15% (56/65)	81.36% (419/515)	80.88% (1 417/1 752)	14.63%	
2. Percentage of graduates (2 years prior) that are employed		15.12% (720/4 763)	15.12% (720/4 763)	26.12% (1 244/4 763)	32.14% (1 531/4 763)	88.49% (4 215/4 763)	14.92% (689/4 617)	15.23% (703/4 617)	26.33% (1 216/4 617)	32.71% (1 510/4 617)	89.19% (4 118/4 617)	0.7%	
Output Indicator(s)													
1. Percentage of undergraduate students enrolled in CHED-identified and RDC-identified priority programs		25.34% (6,000/23,675)		61.76% (14,621/23,675)		87.10% (20,621/23,675)	87.05% (20,389/23,243)		92.10% (22,789/24,743)		92.10% (22,789/24,743)	5%	
2. Percentage of undergraduate programs with accreditation		100% (32/32)	100% (32/32)	100% (32/32)	100% (32/32)	100.00% (32/32)	100% (32/32)	100% (32/32)	100% (32/32)	100% (32/32)	100% (32/32)		
ADVANCED EDUCATION PROGRAM	320100000000000												
OO: Higher education research improved to promote economic productivity and innovation													
Outcome Indicator(s)													
1. Percentage of graduate school faculty engaged in research work applied in any of the following:		2.22% (1/45)				2.22% (1/45)	2.22% (1/45)				2.22% (1/45)		
a. pursuing advanced research degree programs (Ph.D.) or													
b. actively pursuing within the last three (3) years (investigative research, basic and applied scientific research, policy research, social science research) or													N/A
c. producing technologies for commercialization or livelihood improvement or													N/A
d. whose research work resulted in an extension program													N/A
Output Indicator(s)													


Department : State Universities and Colleges (SUCs)
 Agency/Entity : Tarlac State University
 Operating Unit : < not applicable >
 Organization Code (UACS) : 08 037 0000000

Particulars	UACS CODE	Physical Target (Budget Year)					Physical Accomplishment (Budget Year)					Variance as of December 31, 2024	Remarks
		1st Quarter	2nd Quarter	3rd Quarter	4th Quarter	Total	1st Quarter	2nd Quarter	3rd Quarter	4th Quarter	Total		
1	2	3	4	5	6	7	8	9	10	11	12	13	14
1. Percentage of graduate students enrolled													
in research degree programs		32.98% (217/658)	33.13% (218/658)	33.89% (223/658)		100.00% (658/658)	100% (879/879)		100% (1011/1011)		100% (1011/1011)		
2. Percentage of accredited graduate programs		100% (9/9)	100% (9/9)	100% (9/9)	100% (9/9)	100.00% (9/9)	100%(9/9)	100%(9/9)	100%(9/9)	100% (9/9)	100%(9/9)		
RESEARCH PROGRAM	3202000000000000												
OO : Higher education research improved to promote economic productivity and innovation													
Outcome Indicator(s)													
1. Number of research outputs in the last three years utilized by the industry or by other beneficiaries			5		9	14	0	11	0	2	13	-1	
Output Indicator(s)													
1. Number of research outputs completed within the year			10		23	33	11	11	8	9	39	6	
2. Percentage of research outputs published in internationally-refereed or CHED recognized journal within the year					10.42% (10/96)	10.42% (10/96)	0	5.21% (5/96)	3.13% (3/96)	4.17% (4/96)	12.5 (12/96)	2.08%	
TECHNICAL ADVISORY EXTENSION PROGRAM	3301000000000000												
OO : Community engagement increased													
Outcome Indicator(s)													
1. Number of active partnerships with LGUs, industries, NGOs, NGAs, SMEs, and other stakeholders as a result of extension activities		10	12	16	6	44	6	16	16	6	44		
Output Indicator(s)													
1. Number of trainees weighted by the length of training		620	820	1,228	332	3,000	620	820	1,228	332	3,000		
2. Number of extension programs organized and supported consistent with the SUC's mandated and priority programs		26	38	49	16	129	26	38	49	16	129		
3. Percentage of beneficiaries who rate the training course/s as satisfactory or higher in terms of quality and relevance		100% (305/305)	100% (509/509)	100% (611/611)	100% (611/611)	100.00% (2,036/2,036)	100% (305/305)	100% (509/509)	100% (611/611)	100% (611/611)	100% (2,036/2,036)		


Prepared By:


DR. JAY R. PABUSTAN
Planning Officer
Date: 1/28/2025 11:03

In coordination with:


JASPER A. VAUDER, CPA
Budget Officer
Date: 1/28/2025 11:03

Approved By:


DR. ARNOLD E. VELASCO
Agency Head
Date: