

SUMMARY OF APPROPRIATIONS, ALLOTMENTS, OBLIGATIONS, DISBURSEMENTS AND BALANCES BY OBJECT OF EXPENDITURES
As at the Quarter Ending June 30, 2021

Department: State Universities and Colleges (SUCs)
Agency/Entity: Tarlac State University
Operating Unit: < not applicable >
Organization Code (UACS): 08 037 000000
Fund Cluster: 01 Regular Agency Fund
(e.g. UACS Fund Cluster: 01-Regular Agency Fund, 02-Foreign Assisted Projects Fund, 03-Special Account-Locally Funded/Domestic Grants Fund, and 04-Special Account-Foreign Assisted/Foreign Grants Fund)

	Current Year Appropriations
	Supplemental Appropriations
X	Continuing Appropriations

Particulars	UACS CODE	Appropriations			Allotments					Obligations				Disbursements					Balances				
		Authorized Appropriations	Adjustments (Transfer To/From, Modifications/ Augmentations)	Adjusted Appropriations	Allotments Received	Adjustments (Reductions, Modifications/ Augmentations)	Transfer To	Transfer From	Adjusted Allotments	1st Quarter Ending March 31	2nd Quarter Ending June 30	3rd Quarter Ending Sept. 30	4th Quarter Ending Dec. 31	TOTAL	1st Quarter Ending March 31	2nd Quarter Ending June 30	3rd Quarter Ending Sept. 30	4th Quarter Ending Dec. 31	TOTAL	Unreleased Appropriations	Unobligated Allotments	Unpaid Obligations (15-20)+(23+24)	
		3	4	5=(3+4)	6	7	8	9	10=[(6)+(7)-(8)+(9)]	11	12	13	14	15=(11+12+13+14)	16	17	18	19	20=(16+17+18+19)	21=(5-10)	22=(10-15)	23	24
SUMMARY		37,110,190.56	(609,216.21)	36,500,980.35	36,500,980.35	0.00	0.00	0.00	36,500,980.35	13,677,374.96	2,076,263.03	0.00	0.00	15,753,638.01	4,669,556.35	6,612,178.48	0.00	0.00	13,581,734.84	0.00	20,747,342.34	0.00	2,171,903.17
L CONTINUING APPROPRIATIONS		37,110,190.56	(609,216.21)	36,500,980.35	36,500,980.35	0.00	0.00	0.00	36,500,980.35	13,677,374.96	2,076,263.03	0.00	0.00	15,753,638.01	4,669,556.35	6,612,178.48	0.00	0.00	13,581,734.84	0.00	20,747,342.34	0.00	2,171,903.17
L Agency Specific Budget		37,110,190.56	(609,216.21)	36,500,980.35	36,500,980.35	0.00	0.00	0.00	36,500,980.35	13,677,374.96	2,076,263.03	0.00	0.00	15,753,638.01	4,669,556.35	6,612,178.48	0.00	0.00	13,581,734.84	0.00	20,747,342.34	0.00	2,171,903.17
Maintenance and Other Operating Expenses		31,857,644.04	0.00	31,857,644.04	31,857,644.04	0.00	0.00	0.00	31,857,644.04	13,577,374.96	2,076,263.03	0.00	0.00	15,753,638.01	4,669,556.35	6,612,178.48	0.00	0.00	13,581,734.84	0.00	16,104,006.03	0.00	2,171,903.17
Traveling Expenses	5020100000	308,922.90	0.00	308,922.90	308,922.90	0.00	0.00	0.00	308,922.90	110,830.00	21,890.00	0.00	0.00	132,720.00	46,880.00	21,890.00	0.00	0.00	68,470.00	0.00	176,202.90	0.00	64,250.00
Traveling Expenses - Local	5020101000	308,922.90	0.00	308,922.90	308,922.90	0.00	0.00	0.00	308,922.90	110,830.00	21,890.00	0.00	0.00	132,720.00	46,880.00	21,890.00	0.00	0.00	68,470.00	0.00	176,202.90	0.00	64,250.00
Training and Scholarship Expenses	5020200000	3,183,676.33	0.00	3,183,676.33	3,183,676.33	0.00	0.00	0.00	3,183,676.33	108,750.00	172,850.00	0.00	0.00	281,400.00	65,700.00	215,700.00	0.00	0.00	281,400.00	0.00	2,901,676.33	0.00	0.00
Training Expenses	5020201000	387,123.33	0.00	387,123.33	387,123.33	0.00	0.00	0.00	387,123.33	75,550.00	88,650.00	0.00	0.00	164,200.00	32,500.00	131,700.00	0.00	0.00	164,200.00	0.00	222,923.33	0.00	0.00
Training Expenses	5020201002	387,123.33	0.00	387,123.33	387,123.33	0.00	0.00	0.00	387,123.33	75,550.00	88,650.00	0.00	0.00	164,200.00	32,500.00	131,700.00	0.00	0.00	164,200.00	0.00	222,923.33	0.00	0.00
Scholarship Grants/Expenses	5020202000	2,795,953.00	0.00	2,795,953.00	2,795,953.00	0.00	0.00	0.00	2,795,953.00	33,200.00	84,000.00	0.00	0.00	117,200.00	33,200.00	84,000.00	0.00	0.00	117,200.00	0.00	2,678,753.00	0.00	0.00
Supplies and Materials Expenses	5020300000	10,356,134.13	0.00	10,356,134.13	10,356,134.13	0.00	0.00	0.00	10,356,134.13	9,449,950.71	96,169.96	0.00	0.00	10,065,120.67	2,339,903.24	6,122,482.52	0.00	0.00	8,461,785.76	0.00	261,013.46	0.00	1,633,334.91
Office Supplies Expenses	5020301000	8,046,797.38	0.00	8,046,797.38	8,046,797.38	0.00	0.00	0.00	8,046,797.38	7,643,736.30	84,183.00	0.00	0.00	8,027,921.30	1,281,646.67	5,112,979.72	0.00	0.00	6,394,586.39	0.00	18,876.08	0.00	1,633,334.91
Office Supplies Expenses	5020301002	8,046,797.38	0.00	8,046,797.38	8,046,797.38	0.00	0.00	0.00	8,046,797.38	7,643,736.30	84,183.00	0.00	0.00	8,027,921.30	1,281,646.67	5,112,979.72	0.00	0.00	6,394,586.39	0.00	18,876.08	0.00	1,633,334.91
Accountable Forms Expenses	5020302000	107,750.00	0.00	107,750.00	107,750.00	0.00	0.00	0.00	107,750.00	0.00	0.00	0.00	0.00	0.00	0.00	0.00	0.00	0.00	0.00	0.00	107,750.00	0.00	0.00
Fuel, Oil and Lubricants Expenses	5020303000	322,195.45	0.00	322,195.45	322,195.45	0.00	0.00	0.00	322,195.45	203,832.12	4,430.00	0.00	0.00	208,262.12	203,832.12	4,430.00	0.00	0.00	208,262.12	0.00	113,933.33	0.00	0.00
Other Supplies and Materials Expenses	5020309000	1,879,391.30	0.00	1,879,391.30	1,879,391.30	0.00	0.00	0.00	1,879,391.30	1,852,309.29	6,556.96	0.00	0.00	1,858,937.25	853,824.45	1,005,112.80	0.00	0.00	1,858,937.25	0.00	20,454.05	0.00	0.00
Utility Expenses	5020400000	14,801,020.97	0.00	14,801,020.97	14,801,020.97	0.00	0.00	0.00	14,801,020.97	2,642,106.90	1,704,387.85	0.00	0.00	4,346,494.55	1,901,333.02	2,445,161.55	0.00	0.00	4,346,494.55	0.00	10,454,526.42	0.00	0.00
Water Expenses	5020401000	834,947.00	0.00	834,947.00	834,947.00	0.00	0.00	0.00	834,947.00	503,360.49	194,572.91	0.00	0.00	697,933.40	503,360.49	194,572.91	0.00	0.00	697,933.40	0.00	137,014.20	0.00	0.00
Electricity Expenses	5020402000	13,966,073.37	0.00	13,966,073.37	13,966,073.37	0.00	0.00	0.00	13,966,073.37	2,138,746.41	1,509,814.74	0.00	0.00	3,648,561.15	1,397,972.51	2,250,588.64	0.00	0.00	3,648,561.15	0.00	10,317,512.22	0.00	0.00
Communication Expenses	5020500000	881,699.12	0.00	881,699.12	881,699.12	0.00	0.00	0.00	881,699.12	82,011.21	82,165.42	0.00	0.00	164,176.63	82,011.21	82,165.42	0.00	0.00	164,176.63	0.00	717,522.49	0.00	0.00
Telephone Expenses	5020502000	881,699.12	0.00	881,699.12	881,699.12	0.00	0.00	0.00	881,699.12	82,011.21	82,165.42	0.00	0.00	164,176.63	82,011.21	82,165.42	0.00	0.00	164,176.63	0.00	717,522.49	0.00	0.00
Landline	5020502002	881,699.12	0.00	881,699.12	881,699.12	0.00	0.00	0.00	881,699.12	82,011.21	82,165.42	0.00	0.00	164,176.63	82,011.21	82,165.42	0.00	0.00	164,176.63	0.00	717,522.49	0.00	0.00
Awards/Rewards and Prizes	5020600000	10,000.00	0.00	10,000.00	10,000.00	0.00	0.00	0.00	10,000.00	0.00	0.00	0.00	0.00	0.00	0.00	0.00	0.00	0.00	0.00	0.00	10,000.00	0.00	0.00
Awards/Rewards Expenses	5020601000	10,000.00	0.00	10,000.00	10,000.00	0.00	0.00	0.00	10,000.00	0.00	0.00	0.00	0.00	0.00	0.00	0.00	0.00	0.00	0.00	0.00	10,000.00	0.00	0.00
Awards/Rewards Expenses	5020601001	10,000.00	0.00	10,000.00	10,000.00	0.00	0.00	0.00	10,000.00	0.00	0.00	0.00	0.00	0.00	0.00	0.00	0.00	0.00	0.00	0.00	10,000.00	0.00	0.00
Professional Services	5021100000	110,997.05	0.00	110,997.05	110,997.05	0.00	0.00	0.00	110,997.05	13,000.00	0.00	0.00	0.00	13,000.00	0.00	0.00	0.00	0.00	13,000.00	0.00	97,997.05	0.00	0.00
Auditing Services	5021102000	45,926.50	0.00	45,926.50	45,926.50	0.00	0.00	0.00	45,926.50	0.00	0.00	0.00	0.00	0.00	0.00	0.00	0.00	0.00	0.00	0.00	45,926.50	0.00	0.00

This report was generated using the Unified Reporting System on null version.FAR1a.1.1 : Status : SUBMITTED

Department: State Universities and Colleges (SUCs)
 Agency/Entity: Tarlac State University
 Operating Unit: < not applicable >
 Organization Code (UACS): 08 037 0000000
 Fund Cluster: 01 Regular Agency Fund
 (e.g. UACS Fund Cluster: 01-Regular Agency Fund, 02-Foreign Assisted Projects Fund, 03-Special Account-Locally Funded/Domestic Grants Fund, and 04-Special Account-Foreign Assisted/Foreign Grants Fund)

	Current Year Appropriations
	Supplemental Appropriations
X	Continuing Appropriations


Particulars	UACS CODE	Appropriations							Obligations				Disbursements				Balances								
		Authorized Appropriations	Adjustments (Transfer To/From, Modifications/ Augmentations)	Adjusted Appropriations	Allotments Received	Adjustments (Reductions, Modifications/ Augmentations)	Transfer To	Transfer From	Adjusted Allotments	1st Quarter Ending June 31	2nd Quarter Ending June 30	3rd Quarter Ending Sept 30	4th Quarter Ending Dec. 31	TOTAL	1st Quarter Ending March 31	2nd Quarter Ending June 30	3rd Quarter Ending Sept 30	4th Quarter Ending Dec. 31	TOTAL	Unreleased Appropriations	Unobligated Allotments	Unpaid Obligations (15-20)+(23-24)			
																						10=(6+(-7)-8+9)	23	24	
1	2	3	4	5=(3+4)	6	7	8	9	10=(6+(-7)-8+9)	11	12	13	14	15=(11+12+13+14)	16	17	18	19	20=(16+17+18+19)	21=(5-10)	22=(10-15)	23	24		
Consultancy Services	5021103000	52,000.00	0.00	52,000.00	52,000.00	0.00	0.00	0.00	52,000.00	0.00	0.00	0.00	0.00	0.00	0.00	0.00	0.00	0.00	0.00	0.00	0.00	52,000.00	0.00	0.00	
Consultancy Services	5021103002	52,000.00	0.00	52,000.00	52,000.00	0.00	0.00	0.00	52,000.00	0.00	0.00	0.00	0.00	0.00	0.00	0.00	0.00	0.00	0.00	0.00	0.00	52,000.00	0.00	0.00	
Other Professional Services	5021196000	13,070.95	0.00	13,070.95	13,070.95	0.00	0.00	0.00	13,070.95	13,000.00	0.00	0.00	0.00	13,000.00	0.00	0.00	0.00	0.00	0.00	0.00	13,000.00	0.00	70.95	0.00	
General Services	5021200000	41,694.27	0.00	41,694.27	41,694.27	0.00	0.00	0.00	41,694.27	17,743.24	0.00	0.00	0.00	17,743.24	0.00	0.00	0.00	0.00	0.00	0.00	17,743.24	0.00	23,951.03	0.00	
General Services	5021202000	41,199.85	0.00	41,199.85	41,199.85	0.00	0.00	0.00	41,199.85	17,743.24	0.00	0.00	0.00	17,743.24	0.00	0.00	0.00	0.00	0.00	0.00	17,743.24	0.00	23,456.61	0.00	
Other General Services	5021298000	494.42	0.00	494.42	494.42	0.00	0.00	0.00	494.42	0.00	0.00	0.00	0.00	0.00	0.00	0.00	0.00	0.00	0.00	0.00	0.00	494.42	0.00	0.00	
Other General Services	5021298099	494.42	0.00	494.42	494.42	0.00	0.00	0.00	494.42	0.00	0.00	0.00	0.00	0.00	0.00	0.00	0.00	0.00	0.00	0.00	0.00	494.42	0.00	0.00	
Repairs and Maintenance	5021300000	1,411,490.00	0.00	1,411,490.00	1,411,490.00	0.00	0.00	0.00	1,411,490.00	479,097.26	0.00	0.00	0.00	479,097.26	0.00	0.00	0.00	0.00	0.00	0.00	5,459.00	0.00	932,392.74	0.00	473,638.26
Repairs and Maintenance - Buildings and Other Structures	5021304000	1,395,490.00	0.00	1,395,490.00	1,395,490.00	0.00	0.00	0.00	1,395,490.00	473,638.26	0.00	0.00	0.00	473,638.26	0.00	0.00	0.00	0.00	0.00	0.00	0.00	0.00	921,851.74	0.00	473,638.26
Buildings	5021304001	1,395,490.00	0.00	1,395,490.00	1,395,490.00	0.00	0.00	0.00	1,395,490.00	473,638.26	0.00	0.00	0.00	473,638.26	0.00	0.00	0.00	0.00	0.00	0.00	0.00	0.00	921,851.74	0.00	473,638.26
Repairs and Maintenance - Machinery and Equipment	5021305000	16,000.00	0.00	16,000.00	16,000.00	0.00	0.00	0.00	16,000.00	0.00	0.00	0.00	0.00	0.00	0.00	0.00	0.00	0.00	0.00	0.00	5,459.00	0.00	10,541.00	0.00	0.00
Machinery	5021305001	16,000.00	0.00	16,000.00	16,000.00	0.00	0.00	0.00	16,000.00	5,459.00	0.00	0.00	0.00	5,459.00	0.00	0.00	0.00	0.00	0.00	0.00	5,459.00	0.00	10,541.00	0.00	0.00
Taxes, Insurance Premiums and Other Fees	5021500000	257,880.00	0.00	257,880.00	257,880.00	0.00	0.00	0.00	257,880.00	200.00	0.00	0.00	0.00	200.00	0.00	0.00	0.00	0.00	0.00	0.00	0.00	200.00	0.00	257,680.00	0.00
Taxes, Duties and Licenses	5021501000	257,880.00	0.00	257,880.00	257,880.00	0.00	0.00	0.00	257,880.00	200.00	0.00	0.00	0.00	200.00	0.00	0.00	0.00	0.00	0.00	0.00	0.00	200.00	0.00	257,680.00	0.00
Taxes, Duties and Licenses	5021501001	257,880.00	0.00	257,880.00	257,880.00	0.00	0.00	0.00	257,880.00	200.00	0.00	0.00	0.00	200.00	0.00	0.00	0.00	0.00	0.00	0.00	0.00	200.00	0.00	257,680.00	0.00
Other Maintenance and Operating Expenses	5022900000	494,729.27	0.00	494,729.27	494,729.27	0.00	0.00	0.00	494,729.27	223,685.66	0.00	0.00	0.00	223,685.66	0.00	0.00	0.00	0.00	0.00	0.00	223,000.66	0.00	271,043.61	0.00	860.00
Advertising Expenses	5029901000	51,750.00	0.00	51,750.00	51,750.00	0.00	0.00	0.00	51,750.00	35,000.00	0.00	0.00	0.00	35,000.00	0.00	0.00	0.00	0.00	0.00	0.00	0.00	34,320.00	0.00	16,750.00	0.00
Representation Expenses	5029903000	42,496.00	0.00	42,496.00	42,496.00	0.00	0.00	0.00	42,496.00	40,250.00	0.00	0.00	0.00	40,250.00	0.00	0.00	0.00	0.00	0.00	0.00	0.00	40,250.00	0.00	2,246.00	0.00
Rent/Lease Expenses	5029905000	192,000.00	0.00	192,000.00	192,000.00	0.00	0.00	0.00	192,000.00	0.00	0.00	0.00	0.00	0.00	0.00	0.00	0.00	0.00	0.00	0.00	0.00	0.00	192,000.00	0.00	0.00
Fuels - Motor Vehicles	5029905003	192,000.00	0.00	192,000.00	192,000.00	0.00	0.00	0.00	192,000.00	0.00	0.00	0.00	0.00	0.00	0.00	0.00	0.00	0.00	0.00	0.00	0.00	0.00	192,000.00	0.00	0.00
Membership Dues and Contributions to Organizations	5029906000	32,667.75	0.00	32,667.75	32,667.75	0.00	0.00	0.00	32,667.75	30,000.00	0.00	0.00	0.00	30,000.00	0.00	0.00	0.00	0.00	0.00	0.00	0.00	30,000.00	0.00	2,667.75	0.00
Subscription Expenses	5029907000	46,371.67	0.00	46,371.67	46,371.67	0.00	0.00	0.00	46,371.67	0.00	0.00	0.00	0.00	0.00	0.00	0.00	0.00	0.00	0.00	0.00	0.00	0.00	46,371.67	0.00	0.00
Other Subscription Expenses	5029907099	46,371.67	0.00	46,371.67	46,371.67	0.00	0.00	0.00	46,371.67	0.00	0.00	0.00	0.00	0.00	0.00	0.00	0.00	0.00	0.00	0.00	0.00	0.00	46,371.67	0.00	0.00
Donations	5029908000	11,000.00	0.00	11,000.00	11,000.00	0.00	0.00	0.00	11,000.00	0.00	0.00	0.00	0.00	0.00	0.00	0.00	0.00	0.00	0.00	0.00	0.00	0.00	11,000.00	0.00	0.00
Other Maintenance and Operating Expenses	5029999000	118,443.85	0.00	118,443.85	118,443.85	0.00	0.00	0.00	118,443.85	118,435.66	0.00	0.00	0.00	118,435.66	0.00	0.00	0.00	0.00	0.00	0.00	0.00	118,435.66	0.00	8.19	0.00
Other Maintenance and Operating Expenses	5029999099	118,443.85	0.00	118,443.85	118,443.85	0.00	0.00	0.00	118,443.85	118,435.66	0.00	0.00	0.00	118,435.66	0.00	0.00	0.00	0.00	0.00	0.00	0.00	118,435.66	0.00	8.19	0.00
Capital Outlays		5,252,546.52	(609,210.21)	4,643,336.31	4,643,336.31	0.00	0.00	0.00	4,643,336.31	0.00	0.00	0.00	0.00	0.00	0.00	0.00	0.00	0.00	0.00	0.00	0.00	0.00	4,643,336.31	0.00	0.00
Property, Plant and Equipment Outlay	5060400000	5,252,546.52	(609,210.21)	4,643,336.31	4,643,336.31	0.00	0.00	0.00	4,643,336.31	0.00	0.00	0.00	0.00	0.00	0.00	0.00	0.00	0.00	0.00	0.00	0.00	0.00	4,643,336.31	0.00	0.00
Buildings and Other Structures	5060404000	1,623,584.52	(9,610.21)	1,623,974.31	1,623,974.31	0.00	0.00	0.00	1,623,974.31	0.00	0.00	0.00	0.00	0.00	0.00	0.00	0.00	0.00	0.00	0.00	0.00	0.00	1,623,974.31	0.00	0.00
Buildings	5060404001	206,481.04	(5,792.31)	200,688.73	200,688.73	0.00	0.00	0.00	200,688.73	0.00	0.00	0.00	0.00	0.00	0.00	0.00	0.00	0.00	0.00	0.00	0.00	0.00	200,688.73	0.00	0.00
Other Structures	5060404099	1,327,103.48	(3,817.90)	1,323,285.58	1,323,285.58	0.00	0.00	0.00	1,323,285.58	0.00	0.00	0.00	0.00	0.00	0.00	0.00	0.00	0.00	0.00	0.00	0.00	0.00	1,323,285.58	0.00	0.00


This report was generated using the Unified Reporting System on null version: FAR1a.1.1 ; Status : SUBMITTED


Department: State Universities and Colleges (SUCs)
 Agency/Entity: Tarlac State University
 Operating Unit: < not applicable >
 Organization Code (UACS): 08 037 000000
 Fund Cluster: 01 Regular Agency Fund
 (e.g. UACS Fund Cluster: 01-Regular Agency Fund, 02-Foreign Assisted Projects Fund, 03-Special Account-Locally Funded/Domestic Grants Fund, and 04-Special Account-Foreign Assisted/Foreign Grants Fund)


	Current Year Appropriations
	Supplemental Appropriations
X	Continuing Appropriations

Particulars	UACS CODE	Appropriations			Allotments					Obligations				Disbursements				Balances						
		Authorized Appropriations	Adjustments (Transfer To/From, Modifications, Augmentations)	Adjusted Appropriations	Allotments Received	Adjustments (Reductions, Modifications, Augmentations)	Transfer To	Transfer From	Adjusted Allotments	1st Quarter Ending March 31	2nd Quarter Ending June 30	3rd Quarter Ending Sept. 30	4th Quarter Ending Dec. 31	TOTAL	1st Quarter Ending March 31	2nd Quarter Ending June 30	3rd Quarter Ending Sept. 30	4th Quarter Ending Dec. 31	TOTAL	Unreleased Appropriations	Unobligated Allotments	Unpaid Obligations (15-20)+(23+24)		
																						20=(16+17+18+19)	21=(5-10)	22=(10-15)
		3	4	5=(3+4)	6	7	8	9	10=(((6+)-7)-8+9)	11	12	13	14	15=(11+12+13+14)	16	17	18	19	20=(16+17+18+19)	21=(5-10)	22=(10-15)	23	24	
Machinery and Equipment Outlay	5003405000	3,618,362.00	(999,600.00)	3,019,362.00	3,019,362.00	0.00	0.00	0.00	3,019,362.00	0.00	0.00	0.00	0.00	0.00	0.00	0.00	0.00	0.00	0.00	0.00	3,019,362.00	0.00	0.00	0.00
Other Machinery and Equipment	5003405099	3,618,962.00	(999,600.00)	3,019,362.00	3,019,362.00	0.00	0.00	0.00	3,019,362.00	0.00	0.00	0.00	0.00	0.00	0.00	0.00	0.00	0.00	0.00	0.00	3,019,362.00	0.00	0.00	0.00
GRAND TOTAL		7,110,190.56	(699,210.21)	3,619,980.35	36,500,980.35	0.00	0.00	0.00	36,500,980.35	13,677,374.98	2,078,263.03	0.00	0.00	15,753,638.01	4,669,956.35	8,812,178.49	0.00	0.00	13,581,734.84	0.00	20,747,542.34	0.00	2,171,903.17	


 BYAN R. RONQUILLO
 Officer-in-Charge
 Date: 2021-07-21 09:00:25


 JOHN ERWIN C. PANLILIO
 Accountant
 Date: 2021-07-21 09:00:25


 JOHN ERWIN C. PANLILIO
 Director, FMS
 Date: 2021-07-21 13:27:28


 MYRNA Q. MALLAR
 Agency Head
 Date: 2021-07-21 15:31:45